

Responsible Futures MAP 5

May 2026

All data as at 30th April 2026

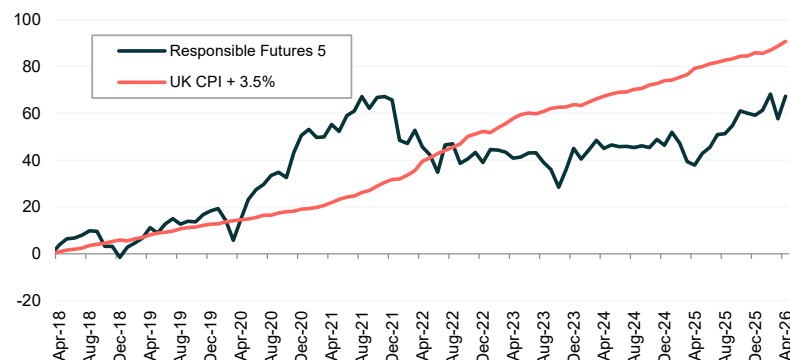


Canaccord Wealth

For authorised intermediaries and professional investors only

Performance

% change



Top ten holdings

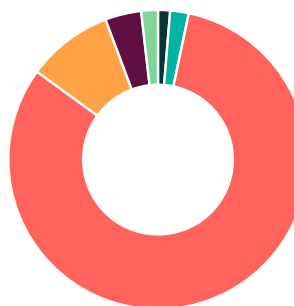
	%
L&G Future World Climate Change Equity Fund	13.1%
Baillie Gifford Responsible Global Equity Income Fund	10.8%
Baillie Gifford Positive Change Fund	7.7%
L&G Battery Value-Chain UCITS ETF	7.4%
Robeco Smart Materials Equities Fund	5.6%
Stewart Investors Global EM All Cap Fund	5.0%
Candriam Equities L Oncology Impact Fund	4.6%
L&G Global Robotics and Automation Index Fund	4.4%
Ninety One Global Environment Fund	4.2%
Guinness Sustainable Energy Fund	4.2%

Portfolio characteristics

EXPECTED RISK < 0 1 2 3 4 5 6 >

Benchmark	CPI + 3.5%
Yield	1.38%
Annual Management Charge	0.36%
Total Ongoing Charges*	0.73%
Launch Date	31/03/2018
Typical Growth/Defensive Split	80/20
Typical Max Loss	25%

* Total Ongoing Charges includes Canaccord Wealth's annual management fee (including VAT) and also any associated underlying asset charges.



- 1.3% Alternatives
- 2.0% Cash - GBP Sterling
- 81.7% Equity - Global
- 9.3% Fixed Interest - Government Bond
- 3.9% Fixed Interest - International
- 1.8% Fixed Interest - UK Corporate Bond

Performance (%)	1 month	1 year	3 years	1 year to Apr-25	1 year to Apr-24	1 year to Apr-23	1 year to Apr-22	Since inception 31.03.2018
Responsible Futures 5	6.03%	21.29%	18.76%	-4.88%	2.94%	-3.33%	-6.16%	67.23%
UK CPI + 3.5%	1.07%	6.42%	20.84%	7.14%	5.99%	13.01%	14.43%	90.47%

The CPI+ indicative return was CPI+5% until 31st August 2022 and CPI+3.5% thereafter to reflect W1M's current return expectations.

Main objective

The main objective of the Responsible Futures portfolios, managed by Canaccord Wealth, is to provide a return in excess of inflation over an agreed term. The 'Responsible Futures 5' portfolio aims to achieve a total return above inflation with high risk. The portfolio invests across a range of asset classes to spread investment risk across the portfolio, all selected using accepted Responsible Future criteria.

Risk profile

The Responsible Futures 5 portfolio targets a high risk and return and is designed for investors who would be able to tolerate a loss of up to 25% in one year but understand and accept that this could be more in extreme market circumstances.

Investment policy

The Responsible Futures 5 multi asset portfolio (MAP) will be invested in a range of investments that meet the risk and return profile of the chosen MAP portfolio.

The model may hold, but is not limited to, listed securities or any collective investment schemes available via the private client platform. Holdings may include, Sterling cash and other currencies, OEICs, unit trusts, ETFs (an ETF is typically a fund that tracks an index but can be traded like a stock), investment trusts and other investments on the private client platform.

The Responsible Futures solutions, part of a suite of Cannaccord Multi-Asset Portfolios created for clients of W1M Wealth Planning LLP, do not meet the standards required to claim an SDR label under the current regulatory guidelines

Responsible Futures 5 has been created for clients of W1M Wealth Planning LLP, and forms part of a suite of Multi-Asset Portfolio's (MAP) managed by Canaccord Wealth. These models were formed in March 2018. We have used past performance of UK CPI to demonstrate the performance of the benchmark. The benchmark performance for this MAP is UK CPI plus 3.5%. Past performance is not a reliable indicator of future performance. Source: Canaccord Wealth.

Responsible Futures MAP 5

May 2026

All data as at 30th April 2026

W1M

Canaccord WEALTH

Canaccord Wealth

For authorised intermediaries and professional investors only

Portfolio managers



Nick Muir
Investment Director

Investment approach

We aim to meet our clients' investment objectives by producing long-term real returns through active investment management. Our investment process is focused and disciplined.

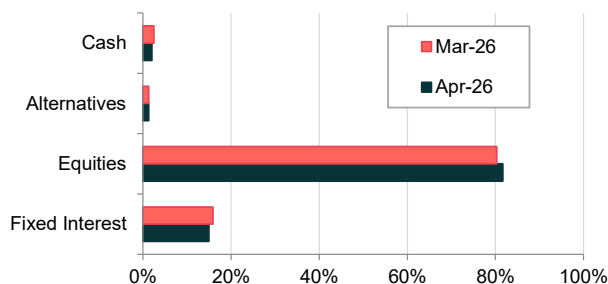
Long term strategic asset allocation

The first stage of our process is statistical analysis of the long-term returns of asset classes, their risk measures and their correlations. This analysis enables us to produce a number of optimal portfolios that offer the highest expected return within the risk parameters established by W1M Wealth Planning.

Economic research and tactical asset allocation

We research the global macro-economic environment using a number of key indicators. This process drives our tactical asset allocation decisions.

Changes to asset allocation



Investment Selection

We believe we add value to a client through both asset allocation and fund selection decisions.

The Responsible Futures portfolios will be constructed using funds that conform to our thematic approach with Socially Responsible Investment principles to the fore. These funds have a variety of different investment objectives and may adopt negative, positive and shareholder influence approaches to select appropriate investments but they will be focused on ethical and socially responsible investing. We will analyse underlying holdings at an aggregate level and avoid where possible underlying investments in tobacco and controversial armaments. Other exposures will be monitored and kept within reasonable levels. For more details, please contact the fund manager.

To achieve diversification within your portfolio, CG Wealth Planning Limited (CGWPL) has taken the decision to permit investment in UK commercial property and government debt through funds that do not have specifically ethical or SRI mandates. CGWPL's Responsible Futures portfolios do not invest in hedge funds.

Important Information

Clients are advised that the value of investments can go down as well as up. Any past performance or yields quoted should not be considered reliable indicators of future returns.

Canaccord Genuity Wealth Planning Limited (CGWPL) has been appointed by W1M Wealth Planning LLP to manage the Responsible Future MAPs under the terms of a delegation agreement. Your professional advisor is not responsible for decisions as to which securities and other investment products should be purchased and sold in order to replicate the model portfolio. The information in this document is for private circulation and is believed to be correct but cannot be guaranteed. No representation or warranty (express or otherwise) is given as to the accuracy or completeness of the information contained in this publication and neither your professional adviser, W1M Wealth Planning LLP or CGWPL accept any liability for the consequences of acting or not acting upon the information contained in this publication. The publication does not constitute professional advice and does not constitute an offer to sell or a solicitation of an offer to purchase any security or any other investment or product. All expression of opinion is subject to change without notice.

This factsheet may not be reproduced or distributed in any format without the prior written consent of your professional adviser and W1M Wealth Planning LLP.

W1M Wealth Planning LLP is authorised and regulated by the Financial Conduct Authority (Financial Services Register Number 529061). Registered Office: Exchange Tower, 19 Canning Street, Edinburgh, EH3 8EH.